









Risk Assessment Nov 2006.

Skirmish Paintball Games Exeter



Location Skirmish Paintball Exeter		Date 16 th November 2006	Review date 16 th November 2007
Carried out by: Martin Collins		Authorised by: Signature:	Martin Collins
KNOWN HAZARD	HAZARD AND CONTROLS		COMMENTS / POSSIBLE EFFECTS
	Machinery	Suitable and used for intended purpose.	yes
		Used and maintained by competent personnel.	yes
		Nips, trapping, impact, ejection.	no
		Contact with moving parts.	
	Environment	Thermal environment.(Hot or Cold)	Reduced to a minimum/ staff provided with uniform
		Poor access/ egress.	N/A
		Lighting	N/A
Car park		Uneven surfaces	Suitable Footwear recommended
Arenas		Wet/icy surfaces	Natural terrain
		Loose surfaces	Reduced to a minimum
		Slips trips and falls.	Reduced to a minimum
	Electricity	Electricity supply	Mains 240v
		Static electricity	N/A
		Electrical equipment	Domestic appliances
		Controls-Start/ stop/ emergency stop/ reset.	Mains isolator switch and fuseboard
Generator		Generator	Controlled use
	Physical	Manual handling	Staff trained
		Poor posture (cramped conditions).	N/A
		Vibration.	N/A
		Noise.	N/A
		Using hand/ power tools.	Specific staff trained
Mercedes vito	Vehic	Tested and within test date	Certificates provided
LDV		Checked prior to use	Restricted use
		Suitable for intended task	Restricted use

		Adequate parking		For staff and customers	
Co 2 Gas	Gas bottles	Flammable/explosive/asphyxiant		Flammable	
Propane		Stored in well ventilated area		Yes	
		Stored upright		Yes	
		Secured/prevented from falling		Yes	
		Protected from heat or direct sunlight		Yes	
		Used with approved hoses and connections		Yes	
		High-pressure liquid or gas.		Yes	
		Transported in marked vehicles		Yes	
		Clearly labelled		Yes	
		Chemical	Oxidising	Flammable	Explosive
	Corrosive		Toxic	Harmful	
	Irritant		Dangerous to the environment		
	Stored correctly		Yes- not accessible to public		
	Eye, face, hand, respiratory equipment required		Plastic glove provided		
	Information sheets available				
	Warning labels visible		yes		
	Can a safer alternative be used		No		
	Emergency	Trained first-aider present		Available	
		Stretcher local and available		Available	
		First aid kit available		Available-checked and updated weekly	
		Mobile phone or similar available		Available	
		Clear access for emergency vehicles		Available	
		Plan/map available to aid emergency services		Make available	
		Fall from height. (Steps, stairs, platform, ladders).		Risk reduced to a minimum	
		Struck by moving/ falling object		Risk reduced to a minimum	
		Isolation from sources of energy.		N/A	
		Warning/ operational markings.		Where necessary	
		Contact with hot or cold surfaces/ materials.		marked	
		Poor visibility.		N/A	
	Confined space (Pit, tank, trench or vessel)		N/A		

Chemical warning symbols	
 EXPLOSIVE	 CORROSIVE
 OXIDISING	 TOXIC (with T+ VERY TOXIC)
 FLAMMABLE (with F+ HIGHLY FLAMMABLE)	 Xn HARMFUL
 DAMAGING TO THE ENVIRONMENT	 Xi IRRITANT

<p>Hazard: Hand tools Hazard Effect:, <i>severe injury minor injury.</i></p> <p>Risk rating:, Low</p>	<p>Staff</p>	<ol style="list-style-type: none"> 1. All tools are in good condition and fit for purpose 2. Damaged tools are removed from use the damage reported to the site supervisor 3. Users are trained and competent in the use of tools. 	<p><i>All users are supervised by M.Collins at all times.</i> <i>Training offered at each occasion.</i></p>
<p>Hazard: Power tools including drills, jig saws, chainsaws etc. Hazard Effect: <i>major injury, severe injury, minor injury,</i></p> <p>Risk rating:, Medium,</p> <p>Hazard: Slips trips and falls Hazard Effect: <i>Major injury, severe injury, minor injury, minor illness</i></p> <p>Risk rating: Low</p>	<p>Staff</p> <p>Staff Customers</p>	<ol style="list-style-type: none"> 1. Only trained and competent staff permitted to operate power tools – this is reflected in training records 2. All power tools used as per manufacturers instructions 3. Tools inspected for good condition prior to use and damaged equipment is removed from use and faults reported to site supervisor. 4. Appropriate Personal Protective Equipment identified and used for all equipment. <p>Players requested to wear suitable footwear via the organiser prior to arriving on site</p> <ol style="list-style-type: none"> 1. Where practicable all slipping/tripping hazards removed or clearly identified 2. Safety brief includes a section on possible hazards. 3. All playing fields walked at the start of the day or prior to use to identify and mark any new hazards 5 All man made tripping hazards must be highlighted or removed 	<p>Chain saws are not used by Skirmish staff. All chain sawing is sub contracted.</p> <p>Install Approved circuit breakers in use on all electrical equipment. Martin Collins 12th Feb 2005</p> <p>Training offered on every occasion of use.</p> <p><i>Key staff are trained (on employment) to deliver an accurate safety talk at the beginning of the day. Reviewed annually.</i></p>
<p>Hazard: Falls from height Hazard Effect: <i>Fatality, major injury, severe injury, minor injury,</i></p> <p>Risk rating: Medium, Low</p> <p>Hazard: Co2 filling Hazard Effect:, <i>severe injury, minor injury,</i></p> <p>Risk rating:, Medium,</p>	<p>Staff Customers</p> <p>Staff</p>	<ol style="list-style-type: none"> 1. Players/marshals or other personnel are not allowed to climb trees or other obstacles not designed for this purpose. 2. Towers, buildings, bridges and other man made obstacles are fitted with suitable handrails/barriers to prevent falls 3. All platforms where there is a risk of falls from height have a suitable surface to prevent slipping 4. All platforms where there is a risk of falls from height have a suitable surface to prevent slipping. <p>Bottles are designed for use with paintball equipment and are fit for purpose.</p> <ol style="list-style-type: none"> 1 Trained operators only to fill Co2 cylinders – records kept to demonstrate this training has occurred 2 Instructional guide available to all those responsible for filling operations 3 All equipment visually inspected for defects prior to use 4 Gloves and goggles worn during all filling operations 5 Bottles secured and placed on firm even surface 6 Filling carried out in a well ventilated area 7 Access to filling area restricted to those carrying out filling operations – warning signs posted 8 Bottles kept clear of sources of heat 	<p><i>Staff are trained to supervise the customers so that customers do not climb on to a non designated field obstacle. This is also detailed in the safety talk. All man made obstacles are made with safety in mind. All man made obstacles are checked for safety by marshals and management</i></p> <p><i>Designatd staff are trained (on employment) on Co 2 filling procedures and safety. Reviewed annually.</i></p>

<p>Hazard: Manual handling of equipment Hazard Effect: <i>severe injury, minor injury,</i></p> <p><u>Risk rating: Low</u></p>	<p>Staff</p>	<ol style="list-style-type: none"> 1. Where possible manual handling is avoided by the use of mechanical aids i.e. bottle trolleys, sack trucks etc 2. Guidance given on correct manual handling technique and this is reflected in the training records. 3. Equipment containers/boxes should not be overfilled and those used regularly for carrying specific equipment should be labelled with the maximum weight liable to be in the container. 4. Members of the public should not be allowed to assist in any manual handling operations 5. Sharp edges removed where practicable and gloves worn 	<p><i>Staff work in teams to ensure correct lifting methods are used.</i> <i>Staff are trained on employment how to work in teams to handle containers.</i></p>
<p>Hazard: Paintballs Hazard Effect: <i>major injury, severe injury, minor injury,</i></p> <p><u>Risk rating: Medium, Low</u></p>	<p>Staff Customers</p>	<ol style="list-style-type: none"> 1. Only equipment designed and approved for use in the sport of paintball used. This includes paintballs, markers and safety equipment. 2. Players, marshals and those liable to come into direct contact with paintballs are briefed on the hazards. 3. Written confirmation is kept, of the brief, in the form of disclaimers and training records. 4. All playing areas are clearly marked and signed. 5. Boundaries of the site are clearly defined and signed to prevent access to members of the public 6. Approved goggles with ear and face protection worn at all times within the designated playing area 7. Markers are not allowed into the designated safe area without an approved barrel 'bung' or bag being fitted 8. Safe area netted and clearly designated. Netting is of a suitable height and strength to prevent paintballs passing through or over All markers are chronographed below 299 feet per second prior to use 	<p><i>Staff are trained to brief customers at the beginning of every day.</i></p>
<p>Hazard: Food preparation and service Hazard Effect: <i>minor injury,</i></p> <p><u>Risk rating: Low</u></p>	<p>Staff Customers</p>	<ol style="list-style-type: none"> 1. Personnel responsible for preparing food and serving are trained and competent to carry out the task. This is reflected in their training records 2. All surfaces treated with surface cleaner prior to preparing food 3. Surfaces on which food is served are covered 4. Supplies of clean water, soap and towels are available to allow staff and customers to wash. 5. Catering gloves are available and used by those responsible for preparing and serving food 6. Toilet facilities are at a suitable distance away from food preparation and consumption areas. 7. Good standards of housekeeping are maintained and all waste is disposed of correctly at the end of each working day. 	<p><i>The customer has the use of the hot water urn.</i></p>

<p>Hazard: Moving vehicles Hazard Effect:, <i>major injury, severe injury, , minor injury.</i></p> <p>Risk rating: Low</p>	<p>Staff Customers</p>	<ol style="list-style-type: none"> 1. Only trained and competent personnel allowed to drive site vehicles – this is reflected in training records. 2. Vehicles are inspected prior to use by the authorised users 3. All vehicles that require tests are within test date and fit for use 4. Area designated for customer parking 5. Access to all areas other than the car park restricted to staff or site vehicles. 6. Warning signs posted where appropriate 7. Marshals direct traffic where there is a known hazard i.e. blind entrances, restrictive parking spaces. These marshals should be issued with a Hi-viz. vests or jackets for easy recognition. 8. Pot holes, ruts etc. are filled in promptly where practicable 	<p><i>Business vans are only used by Martin Collins, Clare Collins and Gary Hewitt.</i></p> <p><i>The Van is parked in a designated area away from customers or their parked vehicles. The van is parked in an area away from the staff</i></p>
<p>Hazard: Generator Hazard Effect, <i>severe injury, minor injury,</i></p> <p>Risk rating: Low</p>	<p>Staff</p>	<ol style="list-style-type: none"> 1. Instruction manual available at all times. 2. Training provided on use and reviewed annually. 3. Only specified personnel can use it. 	<p><i>Reviewed annually by M Collins</i></p>
<p>Hazard: Transportation/use of propane/butane gas cylinders and associated equipment Hazard Effect: (circle as appropriate) <i>Fatality, major injury, major illness, severe injury, severe illness, minor injury, minor illness – (state the effects) –</i></p> <p>Risk rating: High, Medium, Low</p>	<p><i>Circle as appropriate</i> Staff Customers Members of the public Others:</p>	<ol style="list-style-type: none"> 1. Only equipment approved for use with the gas bottles to be used. 2. All equipment checked for defects prior to use 3. Equipment fitted and used by trained and competent personnel – this is reflected in training records 4. Bottles are stored upright and in a well ventilated area away from sources of heat or ignition 5. Fire extinguisher local and available in case of fire. 6. Assembly point identified and signs posted for fire and other emergencies. 	<p><i>Vehicles transporting gas cylinders are marked with the appropriate signs. Bottles secured during transport Martin Collins 12th Feb. 2005</i></p> <p><i>Staff are trained to connect up the bottles. Staff are trained to light the hot water urn.</i></p> <p><i>Training is reviewed annually by M Collins</i></p>
<p>Hazard: Chemical contact, Petrol</p> <p>Hazard Effect: <i>Fatality, major injury, severe injury, , minor injury,</i></p> <p>Risk rating: Low</p>	<p>Staff</p>	<ol style="list-style-type: none"> 1. All products used as per manufacturers instructions 2. All products stored as per manufacturers guidance 3. Appropriate Personal Protective Equipment worn during chemical handling operations 4. The use of petrol or any other accelerant or any other purpose other than fuelling a combustion engine is a sackable offence. 	<p><i>Only M Collins or G Hewitt are allowed to handle petrol.</i></p>

